

The Association of the Claisen Rearrangement with a Novel [1,5] Sigmatropic Rearrangement

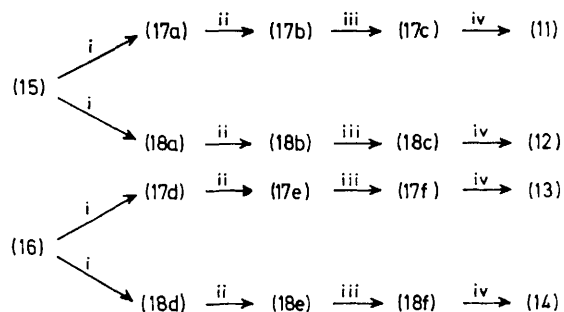
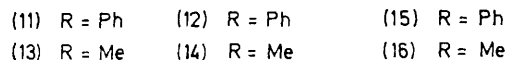
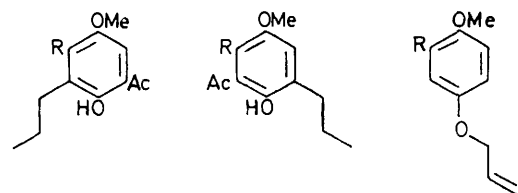
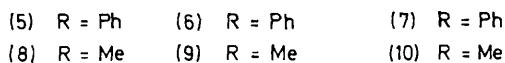
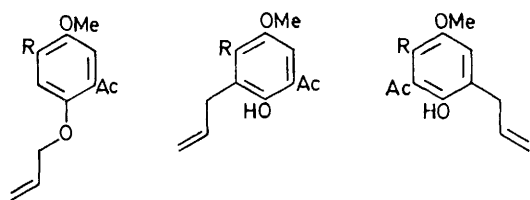
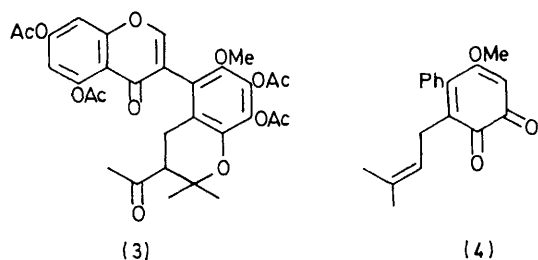
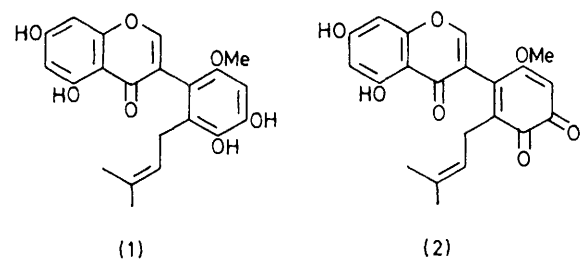
By CHRISTOPHER P. FALSHAW, SUSAN A. LANE, and W. DAVID OLLIS*

(Department of Chemistry, The University, Sheffield S3 7HF)

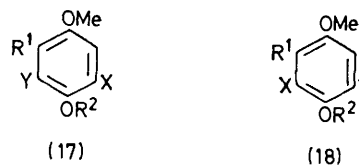
Summary Thermal rearrangement of the allyl aryl ether (5) gave, in addition to the expected Claisen rearrangement product (6), the isomer (7), and similarly thermal transformation of the allyl ether (8) gave the mixture (9) and (10); the formation of (7) and (10) is rationalised as involving a [1,5] acetyl shift.

DURING the determination of the structure of the isoflavone, piscidone (1),¹ it was discovered that the derived piscidone-*o*-quinone (2) gave the cyclised product (3) under Thiele-Winter acetoxylation conditions.² To our knowledge the

transformation (2) → (3) is without precedent during a Thiele-Winter reaction² and in order to investigate this unusual reaction further, we embarked upon the synthesis of the model *ortho*-quinone (4).

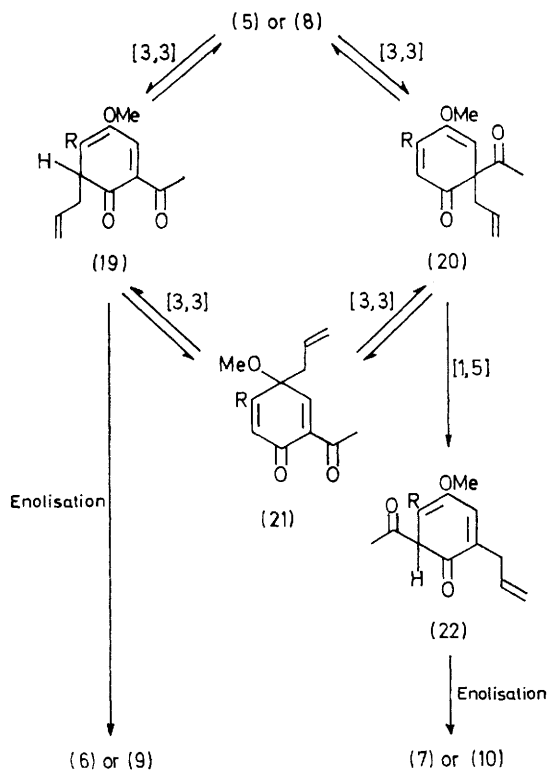


The allyl aryl ether (5) was selected as an initial synthetic objective since its transformation into the required *ortho*-quinone (4) *via* the phenol (6) should have been achievable using known synthetic routes for transforming $-\text{CH}_2-\text{CH}=\text{CH}_2$ into $-\text{CH}_2-\text{CH}=\text{C}(\text{Me})_2$ ³ and COMe into OCOMe. However, examination of Claisen thermal rearrangement (170°; *N,N*-dimethylaniline) of the allyl aryl ether (5) gave, in addition to the expected phenol (6) (52%), an isomeric phenol (7) (33%). Catalytic hydrogenation of the thermal products (6) and (7) gave the corresponding dihydro-derivatives (11) and (12). Similarly attempted Claisen rearrangement of the ether (8) also gave two products



| | R ¹ | R ² | X | Y |
|---|----------------|----------------|---|-------------------------------------|
| a | Ph | H | H | $-\text{CH}_2\text{CH}=\text{CH}_2$ |
| b | Ph | H | H | $-\text{CH}_2\text{CH}_2\text{Me}$ |
| c | Ph | Ac | H | $-\text{CH}_2\text{CH}_2\text{Me}$ |
| d | Me | H | H | $-\text{CH}_2\text{CH}=\text{CH}_2$ |
| e | Me | H | H | $-\text{CH}_2\text{CH}_2\text{Me}$ |
| f | Me | Ac | H | $-\text{CH}_2\text{CH}_2\text{Me}$ |

(9) (42%) and (10) (22%) which were also reduced to their dihydro-derivatives (13) and (14). The constitutions of the thermal products, (6), (7), (9), and (10), were firmly established by the following syntheses of their dihydro-derivatives, (11), (12), (13), and (14).



SCHEME

The sequences used in these syntheses were (i) Claisen rearrangement [constitutions of the pairs of products (**17a** and **18a**) and (**17d** and **18d**) were established by n.m.r. spectroscopy], (ii) catalytic hydrogenation, (iii) acetylation, and (iv) Fries rearrangement [thermal⁴ (with AlCl_3) or photochemical⁵ (in EtOH)].

These results clearly establish in the thermal rearrangements (**5**) \rightarrow (**6** and **7**) and (**8**) \rightarrow (**9** and **10**) that the formation of (**7**) and (**10**) involves a [1,5] shift of the aromatic acetyl substituent. This type of reaction is without precedent as an accompaniment of the Claisen rearrangement.⁶ It is proposed (Scheme) that the Claisen rearrangement takes its usual course⁶ and an equilibrium is established involving a sequence of [3,3] sigmatropic rearrangements, yielding the cyclohexa-2,4-dienones (**19**) and (**20**) and the cyclohexa-2,5-dienone (**21**) as intermediates. Leakage from these equilibrating intermediates by enolisation gives the normal Claisen rearrangement products, (**6**) and (**9**). Alternatively, a [1,5] sigmatropic migration of the acetyl group occurs (**20**) \rightarrow (**22**) which, after enolisation, yields the unexpected products, (**7**) and (**10**). These [1,5] sigmatropic rearrangements resulting in the shift of an 'aromatic' acetyl group are novel, although other related [1,5] sigmatropic rearrangements have been recently proposed.⁷

(Received, 25th April 1973; Com. 580.)

¹ C. P. Falshaw, W. D. Ollis, J. A. Moore, and K. Magnus, *Tetrahedron*, 1966, *Supplement No. 7*, 333; E. R. Crossley, C. P. Falshaw, and W. D. Ollis, *J.C.S. Perkin I*, 1973, in the press.

² J. M. Blatchly and J. F. W. McOmie, *Org. Reactions*, 1972, **19**, 199; J. M. Blatchly and J. F. W. McOmie, *J. Chem. Soc.*, 1963, 5311; J. M. Blatchly, J. F. W. McOmie, and J. B. Searle, *J. Chem. Soc. (C)*, 1969, 1350; J. M. Blatchly, R. J. S. Green, J. F. W. McOmie, and J. B. Searle, *ibid.*, 1969, 1353; *J.C.S. Perkin I*, 1972, 2286.

³ H. D. Locksley, A. J. Quillinan, and F. Scheinmann, *Chem. Comm.*, 1969, 1505.

⁴ A. Gerecs in 'Friedel-Crafts and Related Reactions', ed. G. A. Olah, Wiley-Interscience, New York, 1964, Vol. 3, pp. 499—533.

⁵ V. I. Stenberg, *Org. Photochem.*, 1967, **1**, 127; D. Belluš, *Adv. Photochem.*, 1971, **8**, 109.

⁶ A. Jefferson and F. Scheinmann, *Quart. Rev.*, 1968, **22**, 391; H.-J. Hansen and H. Schmid, *Chem. in Britain*, 1969, **5**, 111; S. J. Rhoads in 'Molecular Rearrangements', ed. P. de Mayo, Interscience, New York 1963, pp. 655—706; B. Müller in 'Mechanisms of Molecular Migrations', ed. B. S. Thyagarajan, Interscience, New York, 1968, Vol. 1, pp. 247—313.

⁷ B. Müller and K.-H. Lai, *Tetrahedron Letters*, 1972, 517; P. Schiess and P. Fünfschilling, *ibid.*, 1972, 5191, 5195; J. A. Berson and R. G. Salomon, *J. Amer. Chem. Soc.*, 1971, **93**, 4620; R. A. Baylouny, *ibid.*, 1971, **93**, 4621; M. Mahendran and A. W. Johnson, *Chem. Comm.*, 1970, 10; D. W. Jones and G. Kneen, *ibid.*, 1971, 1356; L. L. Miller and R. F. Boyer, *J. Amer. Chem. Soc.*, 1971, **93**, 650; D. Beck and K. Schenker, *Helv. Chim. Acta.*, 1971, **54**, 734; V. Boekelheide and E. Sturm., *J. Amer. Chem. Soc.*, 1969, **91**, 902.